

# Best Management Practices

## Trapping Raccoons in the United States

UPDATED 2014





**Figure RA1:** Raccoon (*Procyon lotor*)

Best Management Practices (BMPs) are carefully researched recommendations designed to address animal welfare and increase trappers' efficiency and selectivity. The extensive research and field-testing used to develop BMPs are described in the Introduction section of this manual. The evaluation methods used to develop BMPs have been standardized, enabling BMPs to be easily updated and revised as new traps and techniques become available. All traps listed have been tested and meet performance standards for animal welfare, efficiency, selectivity, practicality and safety.

Trapping BMPs provide options, allowing for discretion and decision making in the field. They do not present a single choice that can or must be applied in all cases. They are meant to be implemented in a voluntary and educational approach. BMPs are the product of ongoing work that may be updated as additional traps are identified through future scientific testing.

## The Raccoon at a Glance

### Characteristics

The raccoon is a medium-sized mammal with a short, stocky build (Figure RA1). Adults generally range from 9-20 pounds and are smallest in the southeastern United States; a few may reach 40 pounds in the Northern portions of their range. Raccoons are active at night and rest in dens during the day. They are excellent climbers and strong swimmers. Raccoons have a well-developed ability to grasp and manipulate objects with their front paws. Raccoons will den in groups and remain dormant during extreme winter weather, but they do not hibernate. Large deposits of fat accumulated during late summer and fall allow raccoons to survive periods of food scarcity during winter. The scientific name is *Procyon lotor*.

### Range

Raccoons occur throughout most of southern Canada and the United States except for the deserts of the southwest and higher elevations of the Rocky Mountains. They range southward into Central America.

### Habitat

Raccoons are adaptable and use many habitat types. They prefer hardwood forests with numerous den sites and are usually most abundant around water, especially bottomland hardwood forests along streams, hardwood swamps, and edges of reservoirs, marshes, and ponds. Raccoons are also at home in agricultural landscapes and urban and suburban areas. They prefer hollow trees for dens, but readily use abandoned woodchuck burrows, caves, and artificial structures, such as barns, attics and culverts.

### Food Habits

Raccoons are omnivorous. They will eat fish, crayfish and mussels, as well as a variety of fruits, nuts, grains, other plant material, carrion, garbage, birds, eggs, small animals (mice, rabbits, snakes, turtles, frogs and insects) and most foods prepared for human or animal consumption. Raccoons are significant predators of ground-nesting birds.



## Reproduction

Breeding season extends from January to June and occurs later in the South than in the North. Most litters are born in April and May, but young can be born as late as September. In the far Southeast (Florida, South Carolina, and Alabama), some young are probably born throughout the year. Cubs are born about 63 days after breeding. Litter size ranges from two to eight and averages four. Weaning starts at about eight weeks, and by four months of age, most cubs are large enough to be on their own. Many family groups stay together through the young's first winter.

## Populations

Raccoons are considered abundant throughout their range. Under ideal conditions, population density may reach one raccoon for every two acres of habitat. Home range size varies with habitat, seasonal food availability, and weather. Home ranges can be as small as 0.02 square miles in some urban settings to over 18.75 square miles in the prairies of North Dakota.

## Comments

Raccoons are highly susceptible to canine distemper and rabies, and outbreaks of these diseases can significantly reduce local populations. Raccoons also harbor the raccoon roundworm (*Baylisascaris procyonis*), a nematode that can cause serious illness in humans.

# General Overview of Traps Meeting BMP Criteria for Raccoons in the United States

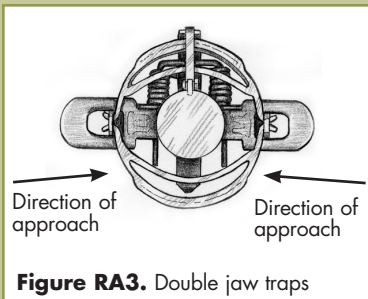
Four basic types of traps were tested for raccoons: jaw-type foothold restraining traps, enclosed foothold restraining traps, bodygrip traps, and cage traps (Table RA2). Examples, brief descriptions, and mechanical details of the various makes and models tested that met BMP criteria are given in this section.

**Table RA2.** Overview of traps meeting BMP criteria for raccoon in the United States.

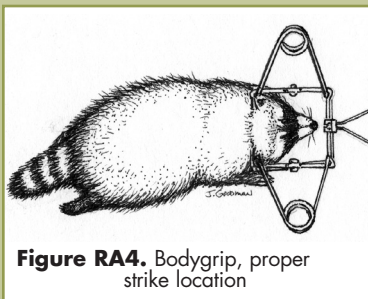
| Trap Category     | Jaw/Frame Characteristics                    | Inside Jaw/Frame Spread at Dog*                                 | Inside Width at Jaw/Frame Hinge Posts*                          |   |
|-------------------|--|---|---|---|
| Coil-spring       | Unmodified                                   | 3 <sup>11</sup> / <sub>16</sub>                                 | 3 <sup>1</sup> / <sub>2</sub>                                   |   |
|                   | Double-jaw                                   | 4 <sup>5</sup> / <sub>16</sub> - 4 <sup>9</sup> / <sub>16</sub> | 4 <sup>5</sup> / <sub>8</sub> - 4 <sup>13</sup> / <sub>16</sub> |   |
| Longspring        | Double-jaw                                   | 3 <sup>7</sup> / <sub>8</sub>                                   | 3 <sup>7</sup> / <sub>16</sub>                                  |   |
| Enclosed Foothold | <b>Round Bar*</b> (diameter)                 | <b>Opening Diameter*</b>  | <b>Depth of Trigger*</b>  |   |
|                   | 0.118 - .162                                 | 1 <sup>1</sup> / <sub>4</sub> - 1 <sup>1</sup> / <sub>2</sub>   | 2 <sup>1</sup> / <sub>8</sub> - 2 <sup>7</sup> / <sub>8</sub>   |   |
| Cage              | <b>Total Dimensions*</b>                     | <b>Door Size*</b>   | <b>Mesh Size/Gauge*</b>   |   |
|                   | (length x width x height)<br>32 x 10 x 12.75 | 10 x 12   | 1x1 - 1x2<br>12-14 gauge galvanized                             |   |
| Bodygrip          | <b>Height of Trap Window*</b>                | <b>Width of Trap Window*</b>                                    | <b>Frame Wire*</b>  | <b>Spring Wire*</b>   |
|                   | 5 - 8  | 4 <sup>3</sup> / <sub>16</sub> - 8 <sup>3</sup> / <sub>16</sub> | <sup>3</sup> / <sub>16</sub> - <sup>5</sup> / <sub>16</sub>     | <sup>3</sup> / <sub>16</sub> - <sup>5</sup> / <sub>16</sub> |

\* Inches





**Figure RA3.** Double jaw traps



**Figure RA4.** Bodygrip, proper strike location

## General Considerations When Trapping Raccoons

### *Jaw-Type Traps (Double-Jaw Type and Small Jaw Traps for Raccoons)*

- Many currently used trap models can be modified by adding a second “jaw” (i.e. double jaw) below the primary jaw to meet criteria. The primary jaw restrains the foot, and the second “jaw” limits access to the foot when the trap is in the sprung position
- Double-jaw traps should be oriented when set so that an approaching animal will step between the jaws rather than over them (Figure RA3)
- Pan stops limit the range of foot placement in the trap
- Can be used in unbaited blind sets
- Can be used to capture several furbearer species
- Minimizing area between jaw and pan when closed improves animal welfare
- Captures and holds animals alive, allowing for release

### *Enclosed Foothold Traps*

- Requires use of baits
- Highly selective for raccoons and opossums
- Design reduces potential to capture dogs or cats
- Captures and holds animals alive, allowing for release

### *Cage Traps*

- Cumbersome
- Can be used to capture several furbearer species
- Often requires bait
- Captures and holds animals alive, allowing for release

### *Bodygrip Traps*

- Bodygrip trap should be placed so that the rotating jaws close on either side of the captured animals neck (Figure RA4)
- Selectivity features can be enhanced by use of recessed sets (in cubby or cage), restricted openings, or elevated sets
- Trigger configurations can be modified
- Allows for use in locations and in weather conditions where other traps are less effective
- May not be appropriate in some areas (captures and kills animals, no release)

## Specifications of Traps Meeting BMP Criteria for Raccoons in the United States

As more capture devices are tested and new information becomes available, they will be added to an updated list. Mechanical descriptions of tested traps are given as an aid to trappers or manufacturers who may wish to measure, build or modify traps to meet these specifications. Also, other commercially available traps, modified traps or other capture devices not yet tested may perform as well as or better than the listed BMP traps. References to trap names are provided to identify the specific traps tested. This list is provided for information purposes only and does not imply an endorsement of any manufacturer.

These are average mechanical measurements which are rounded to the nearest  $\frac{1}{16}$  inch. There may be up to a  $\frac{1}{8}$  inch variation in specifications on the part of the manufacturer. Manufacturers use recognizable names, such as “No. 2” coil-spring, to identify certain traps. However, there is no standardized system linking mechanical design features with trap names. The mechanical features of these traps are listed so that similar traps may be identified. The performance of anchoring systems was not specifically evaluated. However, methods of attachment are described for informational purposes.



## Unmodified Jaws (Figures RA5a and RA5b)

### Average Mechanical Description and Attributes

Inside jaw spread (at dog): 3 <sup>11</sup>/<sub>16</sub> inches

Inner width: 3 <sup>3</sup>/<sub>16</sub> inches

Width at jaw hinge posts: 3 <sup>1</sup>/<sub>2</sub> inches

Jaw width: <sup>3</sup>/<sub>8</sub> inch smooth round jaw

Jaw thickness: <sup>1</sup>/<sub>8</sub> inch

Main trap springs: Two 0.110 inch wire-diameter springs

Base plate: Not reinforced

Any trap that has similar specifications may be considered a BMP trap regardless of brand or source of modification, although performance information on all other BMP criteria (see Introduction: "Criteria for Evaluation of Trapping Devices" pages 4-6) needs to be considered as well. The trap tested was the Woodstream™ Victor No. 1 coil-spring trap, and it only met BMP criteria in the southeast region: Alabama, Arkansas, Florida, Georgia, Kentucky, Louisiana, Maryland, Mississippi, North Carolina, South Carolina, Virginia and Tennessee.

### Additional Information

- Chain attachment used in trap testing: 6 <sup>1</sup>/<sub>2</sub> inch center-mounted with two swivels, one shock spring, and anchored with a stake.
- Selectivity features: Brass pan tension machine screw; pan tension was set to two pounds for testing, and checked and readjusted as needed after every capture; small jaw spread.
- Special considerations for practicality: Can be set in shallow water to improve selectivity.



## Double Jaws (Figures RA6a, RA6b, RA6c, RA6d, RA6e, RA6f, RA6g)

### Average Mechanical Description and Attributes

Inside jaw spread (at dog): 4 <sup>5</sup>/<sub>16</sub> inches

Inner width: 4 <sup>7</sup>/<sub>16</sub> inches

Width at jaw hinge posts: 4 <sup>13</sup>/<sub>16</sub> inches

Jaw width: <sup>1</sup>/<sub>2</sub> inch

Jaw thickness: <sup>1</sup>/<sub>8</sub> inch

Main trap springs: Two 0.131 inch wire-diameter springs

Base plate: Not reinforced

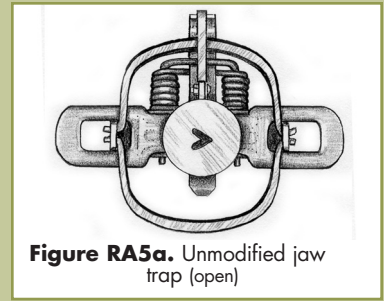
Distance from trap pan with pan stop to bottom of auxiliary jaw when closed: 1 inch

Pan stop: Yes

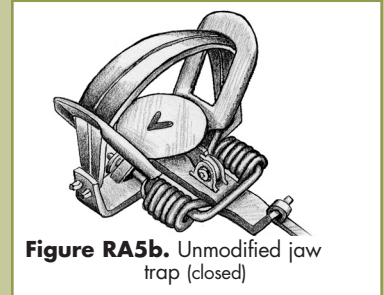
Any trap that has similar specifications may be considered a BMP trap regardless of brand or source of modification, although performance information on all other BMP criteria (see Introduction: "Criteria for Evaluation of Trapping Devices" pages 4-6) needs to be considered as well. The trap tested was the Sleepy Creek™ No. 1 <sup>1</sup>/<sub>2</sub> coil-spring, modified with double-jaw.

### Additional Information

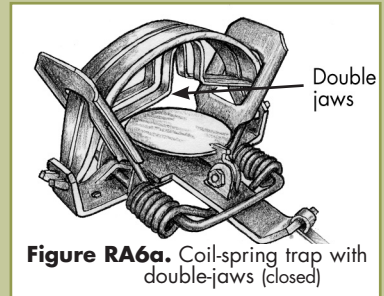
- Chain attachment used in trap testing: 20 inch center-mounted with two swivels and anchored with a stake.
- Selectivity features: Brass pan tension machine screw; pan tension was set to two pounds for testing and checked and readjusted as needed after every capture.
- Special considerations for practicality: Can be set in shallow water to improve selectivity.



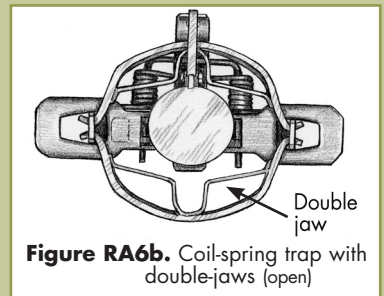
**Figure RA5a.** Unmodified jaw trap (open)



**Figure RA5b.** Unmodified jaw trap (closed)

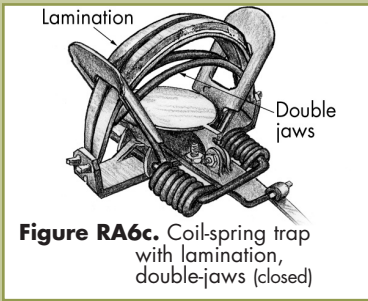


**Figure RA6a.** Coil-spring trap with double-jaws (closed)

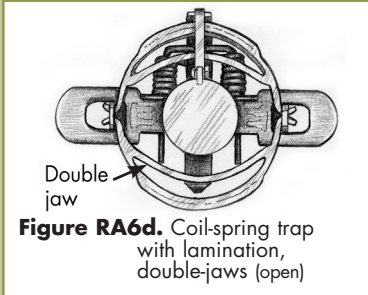


**Figure RA6b.** Coil-spring trap with double-jaws (open)

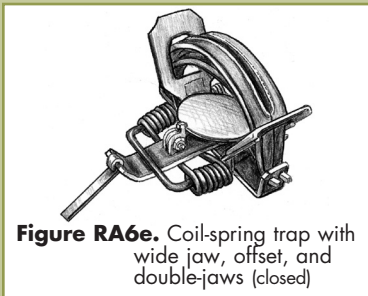




**Figure RA6c.** Coil-spring trap with lamination, double-jaws (closed)



**Figure RA6d.** Coil-spring trap with lamination, double-jaws (open)



**Figure RA6e.** Coil-spring trap with wide jaw, offset, and double-jaws (closed)

#### Average Mechanical Description and Attributes

Inside jaw spread (at dog): 4 <sup>9</sup>/<sub>16</sub> inches

Inner width: 4 <sup>5</sup>/<sub>16</sub> inches

Width at jaw hinge posts: 4 <sup>5</sup>/<sub>8</sub> inches

Jaw width: <sup>7</sup>/<sub>16</sub> inch

Jaw thickness: <sup>1</sup>/<sub>8</sub> inch

Jaw thickness with lamination: <sup>5</sup>/<sub>16</sub> inch

Lamination: <sup>3</sup>/<sub>16</sub> inch, above-jaw lamination

Main trap springs: Two 0.130 inch wire-diameter springs

Base plate: Not reinforced

Distance from trap pan with pan stop to bottom of auxiliary jaw when closed: 1 <sup>1</sup>/<sub>8</sub> inches

Pan stop: Yes

Any trap that has similar specifications may be considered a BMP trap regardless of brand or source of modification, although performance information on all other BMP criteria (see Introduction: "Criteria for Evaluation of Trapping Devices" pages 4-6) needs to be considered as well. The trap tested was the Duke No. 1 <sup>1</sup>/<sub>2</sub> coil-spring trap, modified with double-jaw, laminated.

#### Additional Information

- Chain attachment used in trap testing: 30 inch center-mounted with two swivels and anchored with a stake.
- Selectivity features: Brass pan tension machine screw; pan tension was set to two pounds for testing and checked and readjusted as needed after every capture. Small jaw spread.
- Special considerations for practicality: Can be set in shallow water to improve selectivity.



#### Average Mechanical Description and Attributes

Inside jaw spread (at dog): 4 <sup>1</sup>/<sub>2</sub> inches

Inner width: 4 <sup>5</sup>/<sub>16</sub> inches

Width at jaw hinge posts: 4 <sup>11</sup>/<sub>16</sub> inches

Jaw width: <sup>3</sup>/<sub>8</sub> inch

Jaw thickness: <sup>1</sup>/<sub>4</sub> inch

Jaw offset: <sup>3</sup>/<sub>16</sub> inch

Main trap springs: Two 0.122 inch wire-diameter springs

Base plate: Reinforced with D-ring

Distance from trap pan with pan stop to bottom of auxiliary jaw when closed: 1 <sup>1</sup>/<sub>2</sub> inches

Pan stop: Yes

Any trap that has similar specifications may be considered a BMP trap regardless of brand or source of modification, although performance information on all other BMP criteria (see Introduction: "Criteria for Evaluation of Trapping Devices" pages 4-6) needs to be considered as well. The trap tested was the Sleepy Creek™ No. 1 <sup>1</sup>/<sub>2</sub> coil-spring, wide jaw, offset, modified with double-jaw.

#### Additional Information

- Chain attachment used in trap testing: 30 inch center-mounted with two swivels and anchored with a stake.
- Selectivity features: Brass pan tension machine screw; pan tension was set to two pounds for testing and checked and readjusted as needed after every capture.
- Special considerations for practicality: Can be set in shallow water to improve selectivity.



### Average Mechanical Description and Attributes

Inside jaw spread (at dog): 4 1/2 inches

Inner width: 4 5/16 inches

Width at jaw hinge posts: 4 11/16 inches

Jaw width: 3/8 inch

Jaw thickness: 1/4 inch

Jaw offset: 3/16 inch

Main trap springs: Two 0.131 inch wire-diameter springs

Additional springs: Two 0.101 inch wire-diameter springs

Base plate: Reinforced with D-ring

Distance from trap pan with pan stop to bottom of auxiliary jaw when closed: 1 1/2 inches

Pan stop: Yes

Any trap that has similar specifications may be considered a BMP trap regardless of brand or source of modification, although performance information on all other BMP criteria (see Introduction: "Criteria for Evaluation of Trapping Devices" pages 4-6) needs to be considered as well. The trap tested was the Sleepy Creek™ No. 1 1/2 coil-spring, wide jaw, offset, modified with double-jaw, four-coiled.

### Additional Information

- Chain attachment used in trap testing: 30 inch center-mounted with two swivels, one shock spring, and anchored with a stake.
- Selectivity features: Brass pan tension machine screw; pan tension was set to two pounds for testing and checked and readjusted as needed after every capture.
- Special considerations for practicality: Can be set in shallow water to improve selectivity.



### Average Mechanical Description and Attributes

Inside jaw spread (at dog): 3 7/8 inches

Inner width: 3 1/8 inches

Width at jaw hinge posts: 3 7/16 inches

Jaw width: 1/2 inch

Jaw thickness: 1/8 inch

Jaw offset: 1/8 inch

Length of main trap springs: 4 3/8 inches

Thickness of main trap springs: 1/16 inch

Width of main trap springs: 1 1/2 narrowing to 5/8 inches

Base plate: Not reinforced

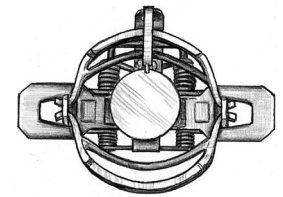
Distance from trap pan with pan stop to bottom of auxiliary jaw when closed: 7/8 inches

Pan stop: Yes

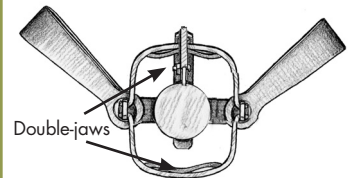
Any trap that has similar specifications may be considered a BMP trap regardless of brand or source of modification, although performance information on all other BMP criteria (see Introduction: "Criteria for Evaluation of Trapping Devices" pages 4-6) needs to be considered as well. The trap tested was the Sleepy Creek™ No. 11 long-spring, double-jaw, offset.

### Additional Information

- Chain attachment used in trap testing: 6 1/2 inch center-mounted with two swivels, one shock spring, and anchored with a stake.
- Selectivity features: Brass pan tension machine screw; pan tension was set to two pounds for testing and checked and readjusted as needed after every capture.
- Special considerations for practicality: Can be set in shallow water to improve selectivity.



**Figure RA6f.** Coil-spring trap with wide jaw, offset, and double-jaws (open)



**Figure RA6g.** Longspring trap with offset, and double-jaws (open)





**Figure RA7.** EGG Trap™

## Enclosed Foothold Traps (Figures RA7–RA12)

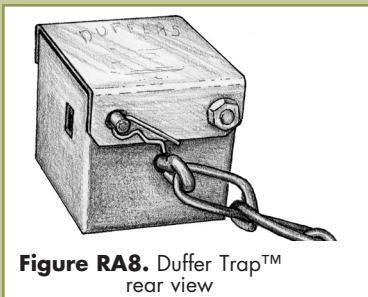
### *Average Mechanical Description and Attributes*

Casing material: Plastic  
 Opening diameter: 1 1/2 inches  
 Round-bar diameter: 0.125 inch  
 Depth of trigger: 2 7/8 inches  
 Trap springs: 0.125 inch

Any trap that has similar specifications may be considered a BMP trap regardless of brand or source of modification, although performance information on all other BMP criteria (see Introduction: "Criteria for Evaluation of Trapping Devices" pages 4-6) needs to be considered as well. The trap tested was the EGG™ Trap (Figure RA7).

### *Additional Information*

- Chain attachment used in trap testing: 15 inch cable center-mounted with two swivels and anchored with a stake.
- Selectivity features: Opening to trigger restricted to 1 1/2 inches; enclosed trigger, recessed 2 7/8 inches from opening; trigger is pull-activated but can be modified for two-way action; and bait enclosed in casing of trap (hidden from view and access).
- Special considerations for practicality: Requires use of setting tools; disassembly required to set trap and to remove animal from trap; species-selective, best used for raccoons and opossums; requires use of bait or lure; some type of lubricant should be used on internal metal parts during storage; trap continues to function in freezing weather conditions; and can be set above ground to prevent trap from freezing solid into the ground during extreme cold.



**Figure RA8.** Duffer Trap™ rear view

### *Average Mechanical Description and Attributes*

Casing material: Metal  
 Opening diameter: 1 1/2 inches  
 Round-bar diameter: 0.162 inch  
 Depth of trigger: 2 1/8 inches  
 Trap springs: 0.162 inch

Any trap that has similar specifications may be considered a BMP trap regardless of brand or source of modification, although performance information on all other BMP criteria (see Introduction: "Criteria for Evaluation of Trapping Devices" pages 4-6) needs to be considered as well. The trap tested was the Duffer Trap™ (Figure RA8).

### *Additional Information*

- Chain attachment used in trap testing: 6 1/2 inch center-mounted with two swivels and anchored with a stake.
- Selectivity features: Opening to trigger restricted to 1 1/2 inches; enclosed trigger, recessed 2 1/8 inches from opening; trigger is pull-activated; and bait enclosed in casing of trap (hidden from view and access).
- Special considerations for practicality: Does not require setting tools; disassembly required to bait or remove animals; species-selective, best used for raccoons and opossums; requires use of bait or lure; some type of lubricant should be used on trigger mechanism during storage; trap continues to function in freezing weather conditions; and can be set above ground to prevent trap from freezing solid into the ground during extreme cold.





### Average Mechanical Description and Attributes

Casing material: Metal  
Opening diameter: 1 1/2 inch  
Round-bar diameter: 0.118 inch  
Depth of trigger: 2 9/16 inches  
Trap springs: 0.118 inch

Any trap that has similar specifications may be considered a BMP trap regardless of brand or source of modification, although performance information on all other BMP criteria (see Introduction: "Criteria for Evaluation of Trapping Devices" pages 4-6) needs to be considered as well. The trap tested was the Lil' Grizz Get'rz™ Trap (Figure RA9).

### Additional Information

- Chain attachment used in trap testing: 6 1/2 inch center-mounted with two swivels, one shock spring, and anchored with a stake.
- Selectivity features: Opening to trigger restricted to 1 1/2 inches; enclosed trigger, recessed 2 9/16 inches from opening; trigger is pull-activated; and bait enclosed in casing of trap (hidden from view and access).
- Special considerations for practicality: Does not require setting tools or disassembly to bait or remove animals; species-selective, best used for raccoons and opossums; requires use of bait or lure; some type of lubricant should be used on trigger mechanism during storage; and trap continues to function in freezing weather conditions. To prevent trap from freezing solid into ground, trap can be anchored into a block of wood set on top of the ground.



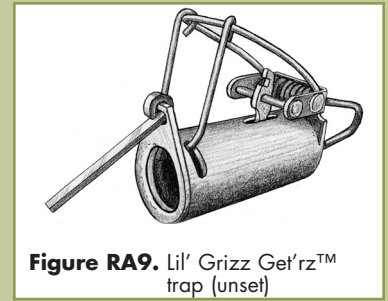
### Average Mechanical Description and Attributes

Casing material: Metal  
Opening diameter: 1 1/4 inches  
Round-bar diameter: 0.120 inch  
Depth of trigger: 2 9/16 inches  
Trigger activation: Pull  
Trap springs: 0.120 inch

Any trap that has similar specifications may be considered a BMP trap regardless of brand or source of modification, although performance information on all other BMP criteria (see "Criteria for Evaluation of Trapping Devices": Introduction pages 4-6) needs to be considered as well. The trap tested was the Duke "DP" Dog Proof Raccoon Trap™ (Figure RA10).

### Additional Information

- Chain attachment used in trap testing: 12 inch center-mounted with two swivels, one shock spring, and anchored with a stake.
- Selectivity features: Opening to trigger restricted to 1 1/4 inches; enclosed trigger, recessed 2 9/16 inches from opening; trigger is pull-activated; bait enclosed in casing of trap (hidden from view and access).
- Special considerations for practicality: Does not require setting tools, or disassembly to bait or remove animals; species-selective, best used for raccoons and opossums; requires use of bait or lure; some type of lubricant should be used on trigger mechanism during storage; trap continues to function in freezing weather conditions. To prevent trap from freezing solid into ground, trap can be anchored into a block of wood set on top of the ground.



**Figure RA9.** Lil' Grizz Get'rz™ trap (unset)



**Figure RA10.**





Figure RA11.

#### Average Mechanical Description and Attributes

Casing material: Metal  
 Opening diameter: 1 ¼ inches  
 Round-bar diameter: 0.120 inch  
 Depth of trigger: 2 ⅜ inches  
 Trigger activation: Push or pull  
 Trap springs: 0.120 inch

Any trap that has similar specifications may be considered a BMP trap regardless of brand or source of modification, although performance information on all other BMP criteria (see “Criteria for Evaluation of Trapping Devices”: Introduction pages 4-6) needs to be considered as well. The trap tested was the Z-Trap™ (Figure RA11).

#### Additional Information

- Chain attachment used in trap testing: 12 inch center-mounted with two swivels, one shock spring, and anchored with a stake.
- Selectivity features: Opening to trigger restricted to 1 ¼ inches; enclosed trigger, recessed 2 ⅜ inches from opening; trigger is pull-activated; bait enclosed in casing of trap (hidden from view and access).
- Special considerations for practicality: Does not require setting tools, or disassembly to bait or remove animals; species-selective, best used for raccoons and opossums; requires use of bait or lure; some type of lubricant should be used on trigger mechanism during storage; trap continues to function in freezing weather conditions. To prevent trap from freezing solid into ground, trap can be anchored into a block of wood set on top of the ground.



Figure RA12.

#### Average Mechanical Description and Attributes

Casing material: Metal  
 Opening diameter: 1 ⅜ inches  
 Round-bar diameter: 0.120 inch  
 Depth of trigger: 2 ⅝ inches  
 Trigger activation: Pull  
 Trap springs: 0.120 inch

Any trap that has similar specifications may be considered a BMP trap regardless of brand or source of modification, although performance information on all other BMP criteria (see “Criteria for Evaluation of Trapping Devices”: Introduction pages 4-6) needs to be considered as well. The trap tested was the Bridger T-3 Raccoon Trap™ (Figure RA12).

#### Additional Information

- Chain attachment used in trap testing: 12 inch center-mounted with two swivels, one shock spring, and anchored with a stake.
- Selectivity features: Opening to trigger restricted to 1 ⅜ inches; enclosed trigger, recessed 2 ⅝ inches from opening; trigger is pull-activated; bait enclosed in casing of trap (hidden from view and access).
- Special considerations for practicality: Does not require setting tools, or disassembly to bait or remove animals; species-selective, best used for raccoons and opossums; requires use of bait or lure; some type of lubricant should be used on trigger mechanism during storage; trap continues to function in freezing weather conditions. To prevent trap from freezing solid into ground, trap can be anchored into a block of wood set on top of the ground.



## Bodygrip Traps (Figures RA13–RA24)

### Average Mechanical Description and Attributes

Height of trap window: 6 inches

Width of trap window: 6 <sup>3</sup>/<sub>16</sub> inches

Diameter of frame wire: <sup>3</sup>/<sub>16</sub> inch

Diameter of spring wire: <sup>3</sup>/<sub>16</sub> inch

Additional clamping bar: No

Safety features: Spring latches

Any trap that has similar specifications may be considered a BMP trap regardless of brand or source of modification, although performance information on all other BMP criteria (see Introduction: “Criteria for Evaluation of Trapping Devices” pages 4-6) needs to be considered as well. The trap tested was the Bélisle™ Super X 160 (Figure RA14).

### Additional Information

- Selectivity features: Small jaw spread limits access by most dog breeds; can be recessed in a cubby to increase selectivity or set in a tree or above ground. Proper setting techniques are best learned from trapper education materials or from experienced trappers.
- Practicality considerations: Can be set along trails, in a tree or above ground.
- Safety considerations: Use of setting tongs, safety latches and safety gripper is recommended.



### Average Mechanical Description and Attributes

Height of trap window: 6 <sup>3</sup>/<sub>16</sub> inches

Width of trap window: 6 <sup>5</sup>/<sub>16</sub> inches

Diameter of frame wire: <sup>3</sup>/<sub>16</sub> inch

Diameter of spring wire: <sup>3</sup>/<sub>16</sub> inch

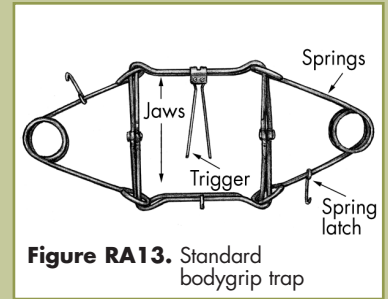
Additional clamping bar: No

Safety features: Spring latches

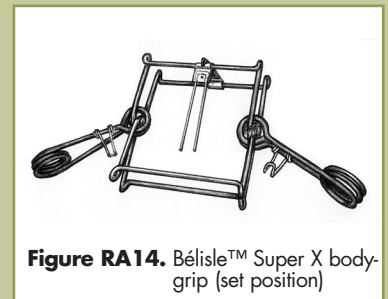
Any trap that has similar specifications may be considered a BMP trap regardless of brand or source of modification, although performance information on all other BMP criteria (see Introduction: “Criteria for Evaluation of Trapping Devices” pages 4-6) needs to be considered as well. The trap tested was the BMI™ 160.

### Additional Information


- Selectivity features: Small jaw spread limits access by most dog breeds; can be recessed in a cubby to increase selectivity or set in a tree or above ground. Proper setting techniques are best learned from trapper education materials or from experienced trappers.
- Practicality considerations: Can be set along trails, in a tree or above ground.
- Safety considerations: Use of setting tongs, safety latches and safety gripper is recommended.

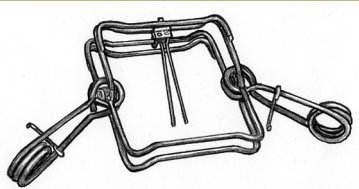


**Figure RA13.** Standard bodygrip trap



**Figure RA14.** Bélisle™ Super X bodygrip (set position)





**Figure RA15.** LDL™ bodygrip trap with additional clamping bar (set position)

#### *Average Mechanical Description and Attributes*

Height of trap window: 6 <sup>1</sup>/<sub>16</sub> inches

Width of trap window: 6 <sup>1</sup>/<sub>8</sub> inches

Diameter of frame wire: <sup>3</sup>/<sub>16</sub> inches

Diameter of spring wire: <sup>3</sup>/<sub>16</sub> inch

Additional clamping bar: No

Safety features: Spring latches

Any trap that has similar specifications may be considered a BMP trap regardless of brand or source of modification, although performance information on all other BMP criteria (see Introduction: "Criteria for Evaluation of Trapping Devices" pages 4-6) needs to be considered as well. The trap tested was the LDL™ 160 (Figure RA15).

#### *Additional Information*

- Selectivity features: Small jaw spread limits access by most dog breeds; can be recessed in a cubby to increase selectivity or set in a tree or above ground. Proper setting techniques are best learned from trapper education materials or from experienced trappers.
- Practicality considerations: Can be set along trails, in a tree or above ground.
- Safety considerations: Use of setting tongs, safety latches and safety gripper is recommended.



#### *Average Mechanical Description and Attributes*

Height of trap window: 6 inches

Width of trap window: 6 inches

Diameter of frame wire: <sup>1</sup>/<sub>4</sub> inch

Diameter of spring wire: <sup>3</sup>/<sub>16</sub> inch

Additional clamping bar: No

Safety features: Spring latches

Any trap that has similar specifications may be considered a BMP trap regardless of brand or source of modification, although performance information on all other BMP criteria (see Introduction: "Criteria for Evaluation of Trapping Devices" pages 4-6)) needs to be considered as well. The trap tested was the Rudy™160.

#### *Additional Information*

- Selectivity features: Small jaw spread limits access by most dog breeds; can be recessed in a cubby to increase selectivity or set in a tree or above ground. Proper setting techniques are best learned from trapper education materials or from experienced trappers.
- Practicality considerations: Can be set along trails, in a tree or above ground.
- Safety considerations: Use of setting tongs, safety latches and safety gripper is recommended.



### *Average Mechanical Description and Attributes*

Height of trap window: 6 <sup>1</sup>/<sub>16</sub> inches

Width of trap window: 6 inches

Diameter of frame wire: <sup>1</sup>/<sub>4</sub> inch

Diameter of spring wire: <sup>1</sup>/<sub>4</sub> inch

Clamping bar: Yes

Safety features: Spring latches

Any trap that has similar specifications may be considered a BMP trap regardless of brand or source of modification, although performance information on all other BMP criteria (see Introduction: "Criteria for Evaluation of Trapping Devices" pages 4-6) needs to be considered as well. The trap tested was the Sauvageau™ 2001-6 (Figure RA16).

### *Additional Information*

- Selectivity features: Small jaw spread limits access by most dog breeds; can be recessed in a cubby to increase selectivity or set in a tree or above ground. Proper setting techniques are best learned from trapper education materials or from experienced trappers.
- Practicality considerations: Can be set along trails, in a tree or above ground.
- Safety considerations: Use of setting tongs, safety latches and safety gripper is recommended.



### *Average Mechanical Description and Attributes*

Height of trap window: 6 inches

Width of trap window: 6 <sup>1</sup>/<sub>16</sub> inches

Diameter of frame wire: <sup>3</sup>/<sub>16</sub> inch

Diameter of spring wire: <sup>3</sup>/<sub>16</sub> inch

Additional clamping bar: No

Safety features: Spring latches


Any trap that has similar specifications may be considered a BMP trap regardless of brand or source of modification, although performance information on all other BMP criteria (see Introduction: "Criteria for Evaluation of Trapping Devices" pages 4-6) needs to be considered as well. The trap tested was the Woodstream™ Oneida Victor 160.

### *Additional Information*

- Selectivity features: Small jaw spread limits access by most dog breeds; can be recessed in a cubby to increase selectivity or set in a tree or above ground. Proper setting techniques are best learned from trapper education materials or from experienced trappers.
- Practicality considerations: Can be set along trails, in a tree or above ground.
- Safety considerations: Use of setting tongs, safety latches and safety gripper is recommended.



**Figure RA16.** Sauvageau™ bodygrip trap with additional clamping bar (set position)



### *Average Mechanical Description and Attributes*

Height of trap window: 7 1/2 inches

Width of trap window: 7 1/8 inches

Diameter of frame wire: 1/4 inch

Diameter of spring wire: 1/4 inch

Additional clamping bar: No

Safety features: Spring latches

Any trap that has similar specifications may be considered a BMP trap regardless of brand or source of modification, although performance information on all other BMP criteria (see Introduction: "Criteria for Evaluation of Trapping Devices" pages 4-6) needs to be considered as well. The trap tested was the Bélisle™ Classic 220.

### *Additional Information*

- Selectivity features: Small jaw spread limits access by most dog breeds; can be recessed in a cubby to increase selectivity or set in a tree or above ground. Proper setting techniques are best learned from trapper education materials or from experienced trappers.
- Practicality considerations: Can be set along trails, in a tree or above ground.
- Safety considerations: Use of setting tongs, safety latches and safety gripper is recommended.



### *Average Mechanical Description and Attributes*

Height of trap window: 7 1/8 inches

Width of trap window: 7 1/8 inches

Diameter of frame wire: 1/4 inch

Diameter of spring wire: 1/4 inch

Additional clamping bar: No

Safety features: Spring latches

Any trap that has similar specifications may be considered a BMP trap regardless of brand or source of modification, although performance information on all other BMP criteria (see Introduction: "Criteria for Evaluation of Trapping Devices" pages 4-6) needs to be considered as well. The trap tested was the Bélisle™ Super X 220.

### *Additional Information*

- Selectivity features: Small jaw spread limits access by most dog breeds; can be recessed in a cubby to increase selectivity or set in a tree or above ground. Proper setting techniques are best learned from trapper education materials or from experienced trappers.
- Practicality considerations: Can be set along trails, in a tree or above ground.
- Safety considerations: Use of setting tongs, safety latches and safety gripper is recommended.



### *Average Mechanical Description and Attributes*

Height of trap window: 6 <sup>5</sup>/<sub>8</sub> inches

Width of trap window: 7 <sup>3</sup>/<sub>8</sub> inches

Diameter of frame wire: <sup>1</sup>/<sub>4</sub> inch

Diameter of spring wire: <sup>1</sup>/<sub>4</sub> inch

Additional clamping bar: No

Safety features: Spring latches

Any trap that has similar specifications may be considered a BMP trap regardless of brand or source of modification, although performance information on all other BMP criteria (see Introduction: "Criteria for Evaluation of Trapping Devices" pages 4-6) needs to be considered as well. The trap tested was the Bridger™ 220.

### *Additional Information*

- Selectivity features: Small jaw spread limits access by most dog breeds; can be recessed in a cubby to increase selectivity or set in a tree or above ground. Proper setting techniques are best learned from trapper education materials or from experienced trappers.
- Practicality considerations: Can be set along trails, in a tree or above ground.
- Safety considerations: Use of setting tongs, safety latches and safety gripper is recommended.



### *Average Mechanical Description and Attributes*

Height of trap window: 7 <sup>1</sup>/<sub>16</sub> inches

Width of trap window: 7 <sup>5</sup>/<sub>16</sub> inches

Diameter of frame wire: <sup>1</sup>/<sub>4</sub> inch

Diameter of spring wire: <sup>1</sup>/<sub>4</sub> inch


Additional clamping bar: No

Safety features: Spring latches

Any trap that has similar specifications may be considered a BMP trap regardless of brand or source of modification, although performance information on all other BMP criteria (see Introduction: "Criteria for Evaluation of Trapping Devices" pages 4-6) needs to be considered as well. The trap tested was the BMI™ 220.

### *Additional Information*

- Selectivity features: Small jaw spread limits access by most dog breeds; can be recessed in a cubby to increase selectivity or set in a tree or above ground. Proper setting techniques are best learned from trapper education materials or from experienced trappers.
- Practicality considerations: Can be set along trails, in a tree or above ground.
- Safety considerations: Use of setting tongs, safety latches and safety gripper is recommended.



### *Average Mechanical Description and Attributes*

Height of trap window: 7 inches  
Width of trap window: 7 <sup>3</sup>/<sub>8</sub> inches  
Diameter of frame wire: <sup>1</sup>/<sub>4</sub> inch  
Diameter of spring wire: <sup>1</sup>/<sub>4</sub> inch  
Additional clamping bar: No  
Safety features: Spring latches

Any trap that has similar specifications may be considered a BMP trap regardless of brand or source of modification, although performance information on all other BMP criteria (see Introduction: "Criteria for Evaluation of Trapping Devices" pages 4-6) needs to be considered as well. The trap tested was the BMI™ 220 Magnum.

### *Additional Information*

- Selectivity features: Small jaw spread limits access by most dog breeds; can be recessed in a cubby to increase selectivity or set in a tree or above ground. Proper setting techniques are best learned from trapper education materials or from experienced trappers.
- Practicality considerations: Can be set along trails, in a tree or above ground.
- Safety considerations: Use of setting tongs, safety latches and safety gripper is recommended.



### *Average Mechanical Description and Attributes*

Height of trap window: 7 <sup>1</sup>/<sub>8</sub> inches  
Width of trap window: 7 <sup>1</sup>/<sub>8</sub> inches  
Diameter of frame wire: <sup>1</sup>/<sub>4</sub> inch  
Diameter of spring wire: <sup>1</sup>/<sub>4</sub> inch  
Additional clamping bar: Yes  
Safety features: Spring latches

Any trap that has similar specifications may be considered a BMP trap regardless of brand or source of modification, although performance information on all other BMP criteria (see Introduction: "Criteria for Evaluation of Trapping Devices" pages 4-6) needs to be considered as well. The trap tested was the LDL™ 220.

### *Additional Information*

- Selectivity features: Small jaw spread limits access by most dog breeds; can be recessed in a cubby to increase selectivity or set in a tree or above ground. Proper setting techniques are best learned from trapper education materials or from experienced trappers.
- Practicality considerations: Can be set along trails, in a tree or above ground.
- Safety considerations: Use of setting tongs, safety latches and safety gripper is recommended.





#### *Average Mechanical Description and Attributes*

Height of trap window: 6 <sup>3</sup>/<sub>4</sub> inches

Width of trap window: 7 <sup>1</sup>/<sub>4</sub> inches

Diameter of frame wire: <sup>1</sup>/<sub>4</sub> inch

Diameter of spring wire: <sup>1</sup>/<sub>4</sub> inch

Additional clamping bar: No

Safety features: Spring latches

Any trap that has similar specifications may be considered a BMP trap regardless of brand or source of modification, although performance information on all other BMP criteria (see Introduction: "Criteria for Evaluation of Trapping Devices" pages 4-6) needs to be considered as well. The trap tested was the Rudy™ 220.

#### *Additional Information*

- Selectivity features: Small jaw spread limits access by most dog breeds; can be recessed in a cubby to increase selectivity or set in a tree or above ground. Proper setting techniques are best learned from trapper education materials or from experienced trappers.
- Practicality considerations: Can be set along trails, in a tree or above ground.
- Safety considerations: Use of setting tongs, safety latches and safety gripper is recommended.



#### *Average Mechanical Description and Attributes*

Height of trap window: 7 inches

Width of trap window: 7 inches

Diameter of frame wire: <sup>1</sup>/<sub>4</sub> inch

Diameter of spring wire: <sup>1</sup>/<sub>4</sub> inch

Additional clamping bar: Yes

Safety features: Spring latches

Any trap that has similar specifications may be considered a BMP trap regardless of brand or source of modification, although performance information on all other BMP criteria (see Introduction: "Criteria for Evaluation of Trapping Devices" pages 4-6) needs to be considered as well. The trap tested was the Sauvageau™ 2001-7.

#### *Additional Information*

- Selectivity features: Small jaw spread limits access by most dog breeds; can be recessed in a cubby to increase selectivity or set in a tree or above ground. Proper setting techniques are best learned from trapper education materials or from experienced trappers.
- Practicality considerations: Can be set along trails, in a tree or above ground.
- Safety considerations: Use of setting tongs, safety latches and safety gripper is recommended.



### *Average Mechanical Description and Attributes*

Height of trap window: 6 <sup>5</sup>/<sub>8</sub> inches

Width of trap window: 7 inches

Diameter of frame wire: <sup>1</sup>/<sub>4</sub> inch

Diameter of spring wire: <sup>1</sup>/<sub>4</sub> inch

Additional clamping bar: No

Safety features: Spring latches

Any trap that has similar specifications may be considered a BMP trap regardless of brand or source of modification, although performance information on all other BMP criteria (see Introduction: "Criteria for Evaluation of Trapping Devices" pages 4-6) needs to be considered as well. The trap tested was the Species Specific™ 220 Half-Magnum.

### *Additional Information*

- Selectivity features: Small jaw spread limits access by most dog breeds; can be recessed in a cubby to increase selectivity or set in a tree or above ground. Proper setting techniques are best learned from trapper education materials or from experienced trappers.
- Practicality considerations: Can be set along trails, in a tree or above ground.
- Safety considerations: Use of setting tongs, safety latches and safety gripper is recommended.



### *Average Mechanical Description and Attributes*

Height of trap window: 6 <sup>15</sup>/<sub>16</sub> inches

Width of trap window: 7 inches

Diameter of frame wire: <sup>1</sup>/<sub>4</sub> inch

Diameter of spring wire: <sup>1</sup>/<sub>4</sub> inch

Additional clamping bar: No

Safety features: Spring latches

Any trap that has similar specifications may be considered a BMP trap regardless of brand or source of modification, although performance information on all other BMP criteria (see Introduction: "Criteria for Evaluation of Trapping Devices" pages 4-6) needs to be considered as well. The trap tested was the Woodstream™ Oneida Victor 220.

### *Additional Information*

- Selectivity features: Small jaw spread limits access by most dog breeds; can be recessed in a cubby to increase selectivity or set in a tree or above ground. Proper setting techniques are best learned from trapper education materials or from experienced trappers.
- Practicality considerations: Can be set along trails, in a tree or above ground.
- Safety considerations: Use of setting tongs, safety latches and safety gripper is recommended.



### *Average Mechanical Description and Attributes*

Height of trap window: 8 inches  
Width of trap window: 8 <sup>3</sup>/<sub>16</sub> inches  
Diameter of frame wire: <sup>5</sup>/<sub>16</sub> inch  
Diameter of spring wire: <sup>5</sup>/<sub>16</sub> inch  
Additional clamping bar: Yes  
Safety features: Spring latches

Any trap that has similar specifications may be considered a BMP trap regardless of brand or source of modification, although performance information on all other BMP criteria (see Introduction: “Criteria for Evaluation of Trapping Devices” pages 4-6) needs to be considered as well. The trap tested was the Sauvageau™ 2001-8.

### *Additional Information*

- Selectivity features: Small jaw spread limits access by most dog breeds; can be recessed in a cubby to increase selectivity or set in a tree or above ground. Proper setting techniques are best learned from trapper education materials or from experienced trappers.
- Practicality considerations: Can be set along trails, in a tree or above ground.
- Safety considerations: Use of setting tongs, safety latches and safety gripper is recommended.



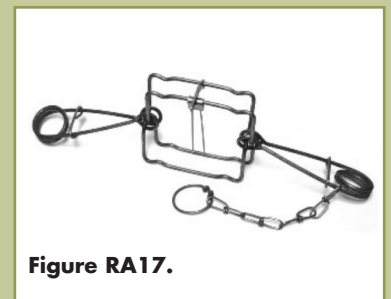
### *Average Mechanical Description and Attributes*

Height of trap window: 5 inches  
Width of trap window: 4 <sup>13</sup>/<sub>16</sub> inches  
Diameter of frame wire: <sup>3</sup>/<sub>16</sub> inch  
Diameter of spring wire: <sup>3</sup>/<sub>16</sub> inch  
Additional clamping bar: None  
Safety features: Safety latches on springs

Any trap that has similar specifications may be considered a BMP trap regardless of brand or source of modification, although performance information on all other BMP criteria (see “Criteria for Evaluation of Trapping Devices”: Introduction pages 4-6) needs to be considered as well. The trap tested was the Northwoods™ 155 bodygrip trap (Figure RA17).

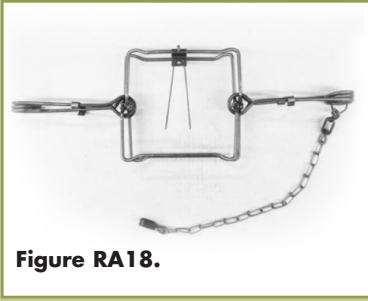
### *Additional Information*

- Selectivity features: Small jaw spread limits access by most dog breeds; can be recessed in a cubby to increase selectivity; can be set in a tree or above ground. Proper setting techniques are best learned from trapper education materials or from experienced trappers.
- Safety considerations: Use of setting tongs, safety latches, and safety gripper is recommended.
- Special considerations for practicality: This device also meets BMP criteria for American marten



**Figure RA17.**





**Figure RA18.**

*Average Mechanical Description and Attributes*

Height of trap window: 6 1/8 inches  
 Width of trap window: 6 inches  
 Diameter of frame wire: 3/16 inch  
 Diameter of spring wire: 3/16 inch  
 Additional clamping bar: None  
 Safety features: Safety latches on springs

Any trap that has similar specifications may be considered a BMP trap regardless of brand or source of modification, although performance information on all other BMP criteria (see "Criteria for Evaluation of Trapping Devices": Introduction pages 4-6) needs to be considered as well. The trap tested was the Bridger™ 160 bodygrip trap (Figure RA18).

*Additional Information*

- Selectivity features: Small jaw spread limits access by most dog breeds; can be recessed in a cubby to increase selectivity; can be set in a tree or above ground. Proper setting techniques are best learned from trapper education materials or from experienced trappers.
- Safety considerations: Use of setting tongs, safety latches, and safety gripper is recommended.



**Figure RA19.**

*Average Mechanical Description and Attributes*

Height of trap window: 5 7/8 inches  
 Width of trap window: 5 7/8 inches  
 Diameter of frame wire: 3/16 inch  
 Diameter of spring wire: 3/16 inch  
 Additional clamping bar: None  
 Safety features: Safety latches on springs

Any trap that has similar specifications may be considered a BMP trap regardless of brand or source of modification, although performance information on all other BMP criteria (see "Criteria for Evaluation of Trapping Devices": Introduction pages 4-6) needs to be considered as well. The trap tested was the Duke™ 160 bodygrip trap (Figure RA19).

*Additional Information*

- Selectivity features: Small jaw spread limits access by most dog breeds; can be recessed in a cubby to increase selectivity; can be set in a tree or above ground. Proper setting techniques are best learned from trapper education materials or from experienced trappers.
- Safety considerations: Use of setting tongs, safety latches, and safety gripper is recommended.



### *Average Mechanical Description and Attributes*

Height of trap window: 6 inches  
Width of trap window: 6 1/16 inches  
Diameter of frame wire: 3/16 inch  
Diameter of spring wire: 3/16 inch  
Additional clamping bar: None  
Safety features: Safety latches on springs

Any trap that has similar specifications may be considered a BMP trap regardless of brand or source of modification, although performance information on all other BMP criteria (see "Criteria for Evaluation of Trapping Devices": Introduction pages 4-6) needs to be considered as well. The trap tested was the LDL C™ 160 Magnum bodygrip trap (Figure RA20).

### *Additional Information*

- Selectivity features: Small jaw spread limits access by most dog breeds; can be recessed in a cubby to increase selectivity; can be set in a tree or above ground. Proper setting techniques are best learned from trapper education materials or from experienced trappers.
- Safety considerations: Use of setting tongs, safety latches, and safety gripper is recommended.



### *Average Mechanical Description and Attributes*

Height of trap window: 6 ¼ inches  
Width of trap window: 5 7/8 inches  
Diameter of frame wire: 3/16 inch  
Diameter of spring wire: 3/16 inch  
Additional clamping bar: None  
Safety features: Safety latches on springs

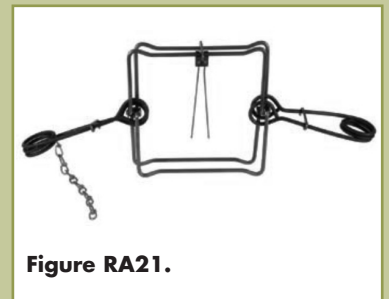
Any trap that has similar specifications may be considered a BMP trap regardless of brand or source of modification, although performance information on all other BMP criteria (see "Criteria for Evaluation of Trapping Devices": Introduction pages 4-6) needs to be considered as well. The trap tested was the Rudy™ 160 Plus bodygrip trap (Figure RA21).

### *Additional Information*


- Selectivity features: Small jaw spread limits access by most dog breeds; can be recessed in a cubby to increase selectivity; can be set in a tree or above ground. Proper setting techniques are best learned from trapper education materials or from experienced trappers.
- Safety considerations: Use of setting tongs, safety latches, and safety gripper is recommended.

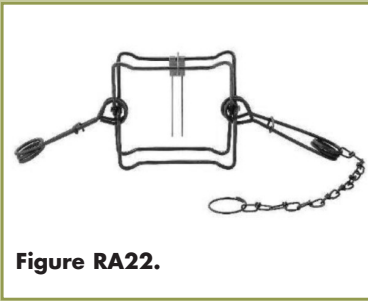


**Figure RA20.**



**Figure RA21.**





**Figure RA22.**

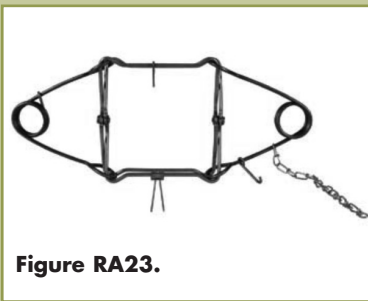
*Average Mechanical Description and Attributes*

Height of trap window: 6 1/8 inches  
 Width of trap window: 7 3/4 inches  
 Diameter of frame wire: 1/4 inch  
 Diameter of spring wire: 1/4 inch  
 Additional clamping bar: None  
 Safety features: Safety latches on springs

Any trap that has similar specifications may be considered a BMP trap regardless of brand or source of modification, although performance information on all other BMP criteria (see "Criteria for Evaluation of Trapping Devices": Introduction pages 4-6) needs to be considered as well. The trap tested was the Duke™ 220 bodygrip trap (Figure RA22).

*Additional Information*

- Selectivity features: Small jaw spread limits access by most dog breeds; can be recessed in a cubby to increase selectivity; can be set in a tree or above ground. Proper setting techniques are best learned from trapper education materials or from experienced trappers.
- Safety considerations: Use of setting tongs, safety latches, and safety gripper is recommended.



**Figure RA23.**

*Average Mechanical Description and Attributes*

Height of trap window: 7 inches  
 Width of trap window: 7 1/16 inches  
 Diameter of frame wire: 1/4 inch  
 Diameter of spring wire: 1/4 inch  
 Additional clamping bar: None  
 Safety features: Safety latches on springs

Any trap that has similar specifications may be considered a BMP trap regardless of brand or source of modification, although performance information on all other BMP criteria (see "Criteria for Evaluation of Trapping Devices": Introduction pages 4-6) needs to be considered as well. The trap tested was the LDL C™ 220 Magnum bodygrip trap (Figure RA23).

*Additional Information*

- Selectivity features: Small jaw spread limits access by most dog breeds; can be recessed in a cubby to increase selectivity; can be set in a tree or above ground. Proper setting techniques are best learned from trapper education materials or from experienced trappers.
- Safety considerations: Use of setting tongs, safety latches, and safety gripper is recommended.
- Special considerations for practicality: This device also meets BMP criteria for fisher and river otter



### *Average Mechanical Description and Attributes*

Height of trap window: 7 inches

Width of trap window: 7 inches

Diameter of frame wire: ¼ inch

Diameter of spring wire: ¼ inch

Additional clamping bar: None, but does have a magnum bend which eliminates the gap between the jaws when the trap is closed.

Safety features: Safety latches on springs

Any trap that has similar specifications may be considered a BMP trap regardless of brand or source of modification, although performance information on all other BMP criteria (see “Criteria for Evaluation of Trapping Devices”: Introduction pages 4-6) needs to be considered as well. The trap tested was the Rudy™ 220 Plus bodygrip trap (Figure RA24).

### *Additional Information*

- Selectivity features: Small jaw spread limits access by most dog breeds; can be recessed in a cubby to increase selectivity; can be set in a tree or above ground. Proper setting techniques are best learned from trapper education materials or from experienced trappers.
- Safety considerations: Use of setting tongs, safety latches, and safety gripper is recommended.
- Special considerations for practicality: This device also meets BMP criteria for fisher and river otter.



## **Cage Traps (Figure RA25–RA32)**

### *Average Mechanical Description and Attributes*

Cage material, and mesh size: 12 gauge galvanized steel wire mesh, 1 x 2 inches

Cage size (height x width x length): 12.75 x 10 x 32 inches

Door size (width x height): 10 x 12 inches

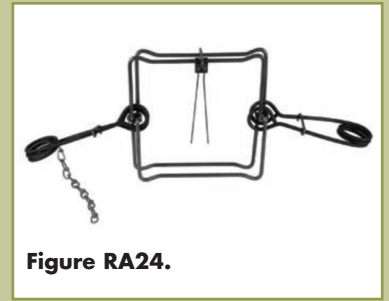
Weight: 14 pounds

Collapsed size (if applicable): Non-collapsing (rigid)

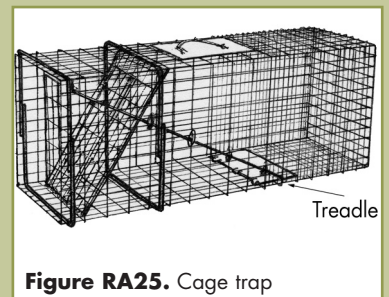
Any trap that has similar specifications may be considered a BMP trap regardless of brand or source of modification, although performance information on all other BMP criteria (see Introduction: “Criteria for Evaluation of Trapping Devices” pages 4-6) needs to be considered as well. The trap tested was the Tomahawk™ Cage Trap, No. 108.

### *Additional Information*

- Selectivity features: Limited opening size and length restricts large animals; Can be set in shallow water to improve selectivity.
- Special considerations for practicality: Versatile set options (baited sets and blind sets only with double doors); can be used for multiple furbearer species in same sets; large and easily seen (difficult to conceal completely); bulky—requires space for transport and storage (though folding models are available); easy to operate, requires little training; can be used to transport captured animals; captured animals are easily released; and continues to operate in freezing weather conditions.



**Figure RA24.**



**Figure RA25.** Cage trap





Figure RA26.

*Average Mechanical Description and Attributes*

Cage material, and mesh size: 12 gauge galvanized steel wire mesh, 1 x 2 inches  
Cage size (length x width x height): 32 x 10 x 12 inches  
Door size (width x height): 10 x 12  
Door material: solid metal  
Weight: 13 pounds  
Collapsed size (if applicable): Non-collapsing (rigid)

Any trap that has similar specifications may be considered a BMP trap regardless of brand or source of modification, although performance information on all other BMP criteria (see "Criteria for Evaluation of Trapping Devices": Introduction pages 4-6) needs to be considered as well. The trap tested was the Havahart™ Cage Trap, No 1079 (Figure RA26).

*Additional Information*

- Selectivity features: Limited opening size and length restricts large animals; Can be set in shallow water to improve selectivity.
- Special considerations for practicality: Versatile set options (baited sets; blind sets only with double doors); can be used for multiple furbearer species in same sets; large and easily seen (difficult to conceal completely); bulky—requires space for transport and storage (though folding models are available); easy to operate—requires little training; can be used to transport captured animals; captured animals are easily released; continues to operate in freezing weather conditions.



Figure RA27.

*Average Mechanical Description and Attributes*

Cage material, and mesh size: 14 gauge galvanized steel wire mesh, 1 x 1 inches  
Cage size (length x width x height): 42 x 15 x 15 inches  
Door size (width x height): 15 x 15  
Door material: Wire mesh  
Weight: 15 pounds  
Collapsed size (if applicable): Non-collapsing (rigid)

Any trap that has similar specifications may be considered a BMP trap regardless of brand or source of modification, although performance information on all other BMP criteria (see "Criteria for Evaluation of Trapping Devices": Introduction pages 4-6) needs to be considered as well. The trap tested was the Havahart™ Cage Trap, No 1081 (Figure RA27).

*Additional Information*

- Selectivity features: Limited opening size and length restricts large animals; Can be set in shallow water to improve selectivity.
- Special considerations for practicality: Versatile set options (baited sets; blind sets only with double doors); can be used for multiple furbearer species in same sets; large and easily seen (difficult to conceal completely); bulky—requires space for transport and storage (though folding models are available); easy to operate—requires little training; can be used to transport captured animals; captured animals are easily released; continues to operate in freezing weather conditions.





### *Average Mechanical Description and Attributes*

Cage material, and mesh size: 12 gauge galvanized steel wire mesh, 1 x 2 inches

Cage size (length x width x height): 32 x 10 ½ x 12 inches

Door size (width x height): 10 ½ x 12

Door material: Solid metal

Weight: 13 pounds

Collapsed size (if applicable): Non-collapsing (rigid)

Any trap that has similar specifications may be considered a BMP trap regardless of brand or source of modification, although performance information on all other BMP criteria (see “Criteria for Evaluation of Trapping Devices”: Introduction pages 4-6) needs to be considered as well. The trap tested was the Havahart™ Cage Trap, No 1085 (Figure RA28).

### *Additional Information*

- Selectivity features: Limited opening size and length restricts large animals; Can be set in shallow water to improve selectivity.
- Special considerations for practicality: Versatile set options (baited sets; blind sets only with double doors); can be used for multiple furbearer species in same sets; large and easily seen (difficult to conceal completely); bulky—requires space for transport and storage (though folding models are available); easy to operate— requires little training; can be used to transport captured animals; captured animals are easily released; continues to operate in freezing weather conditions.



### *Average Mechanical Description and Attributes*

Cage material, and mesh size: 12 gauge galvanized steel wire mesh, 1 x 2 inches

Cage size (length x width x height): 42 x 12 x 12 inches

Door size (width x height): 12 x 12

Door material: Wire mesh


Weight: 14 pounds

Collapsed size (if applicable): Non-collapsing (rigid)


Any trap that has similar specifications may be considered a BMP trap regardless of brand or source of modification, although performance information on all other BMP criteria (see “Criteria for Evaluation of Trapping Devices”: Introduction pages 4-6) needs to be considered as well. The trap tested was the Tomahawk™ Cage Trap, No 108.5 (Figure RA29).

### *Additional Information*

- Selectivity features: Limited opening size and length restricts large animals; Can be set in shallow water to improve selectivity.
- Special considerations for practicality: Versatile set options (baited sets; blind sets only with double doors); can be used for multiple furbearer species in same sets; large and easily seen (difficult to conceal completely); bulky—requires space for transport and storage (though folding models are available); easy to operate—requires little training; can be used to transport captured animals; captured animals are easily released; continues to operate in freezing weather conditions.



**Figure RA28.**



**Figure RA29.**





**Figure RA30.**


*Average Mechanical Description and Attributes*

Cage material, and mesh size: 12 gauge galvanized steel wire mesh, 1 x 2 inches  
 Cage size (length x width x height): 32 x 10 x 12 inches  
 Door size (width x height): 10 x 12  
 Door material: Wire mesh— easy release door  
 Weight: 13 pounds  
 Collapsed size (if applicable): Non-collapsing (rigid)

Any trap that has similar specifications may be considered a BMP trap regardless of brand or source of modification, although performance information on all other BMP criteria (see “Criteria for Evaluation of Trapping Devices”: Introduction pages 4-6) needs to be considered as well. The trap tested was the Tomahawk™ Cage Trap, No 608 (Figure RA30).

*Additional Information*

- Selectivity features: Limited opening size and length restricts large animals; Can be set in shallow water to improve selectivity.
- Special considerations for practicality: Versatile set options (baited sets; blind sets only with double doors); can be used for multiple furbearer species in same sets; large and easily seen (difficult to conceal completely); bulky—requires space for transport and storage (though folding models are available); easy to operate—requires little training; can be used to transport captured animals; captured animals are easily released; continues to operate in freezing weather conditions.



**Figure RA31.**

*Average Mechanical Description and Attributes*

Cage material, and mesh size: 12 gauge galvanized steel wire mesh, 1 x 2 inches  
 Cage size (length x width x height): 42 x 12 x 12 inches  
 Door size (width x height): 12 x 12  
 Door material: Wire mesh—easy release door  
 Weight: 15 pounds  
 Collapsed size (if applicable): Non-collapsing (rigid)

Any trap that has similar specifications may be considered a BMP trap regardless of brand or source of modification, although performance information on all other BMP criteria (see “Criteria for Evaluation of Trapping Devices”: Introduction pages 4-6) needs to be considered as well. The trap tested was the Tomahawk™ Cage Trap, No 608.5 (Figure RA31).

*Additional Information*

- Selectivity features: Limited opening size and length restricts large animals; Can be set in shallow water to improve selectivity.
- Special considerations for practicality: Versatile set options (baited sets; blind sets only with double doors); can be used for multiple furbearer species in same sets; large and easily seen (difficult to conceal completely); bulky—requires space for transport and storage (though folding models are available); easy to operate—requires little training; can be used to transport captured animals; captured animals are easily released; continues to operate in freezing weather conditions.



### *Average Mechanical Description and Attributes*

Cage material: Solid plastic

Cage size (length x width x height): 32 x 12 x 12 inches

Door size (width x height): 12 x 12

Door material: Solid metal

Weight: 6 pounds

Collapsed size (if applicable): Non-collapsing (rigid)

Any trap that has similar specifications may be considered a BMP trap regardless of brand or source of modification, although performance information on all other BMP criteria (see "Criteria for Evaluation of Trapping Devices": Introduction pages 4-6) needs to be considered as well. The trap tested was the Ramconct™ Dura-Poly Box Trap 1232 (Figure RA32).

### *Additional Information*

- Selectivity features: Limited opening size and length restricts large animals; Can be set in shallow water to improve selectivity.
- Special considerations for practicality: Versatile set options (baited sets; blind sets only with double doors); can be used for multiple furbearer species in same sets; large and easily seen (difficult to conceal completely); bulky—requires space for transport and storage (though folding models are available); easy to operate—requires little training; can be used to transport captured animals; captured animals are easily released; continues to operate in freezing weather conditions.



**Figure RA32.**

