





DMAP (Deer Management Assistance Program) Online and Mobile Harvest Reporting Instructions



DMAP harvest reporting will include all tags issued through the North Carolina's 3 DMAP programs: 1) traditional Deer Management Assistance Program (DMAP), 2) Community Deer Management Assistance Program (CDMAP) or 3) Chronic Wasting Disease Management Assistance Program (CWDMAP).

DMAP permits and tags are issued to business entities which include: hunt clubs, farming businesses, homeowner/property associations, and corporations (see DMAP participant information requirements document for further information and requirements). Tags are distributed to individual hunters at the discretion of the permit holder.

Example of a traditional DMAP or CDMAP tags (antlered and antlerless versions):

ANTLERED 2024 	PIN #:		
	Tag #:		
	Name:		
		Antlered Deer Tag 2023/2024 Tag must remain attached until the deer/carass is quartered or received by a processor. Deer with knobs or buttons covered by skin or velvet are not considered visible antlers. Visible antlers are defined as bony structures that protrude through the skin.	
ANTLERLESS 2024 	PIN #:		
	Tag #:		
	Name:		
		Antlerless Deer Tag 2024/2025 Tag must remain attached until the deer/carass is quartered or received by a processor. Deer with knobs or buttons covered by skin or velvet are not considered visible antlers. Visible antlers are defined as bony structures that protrude through the skin.	

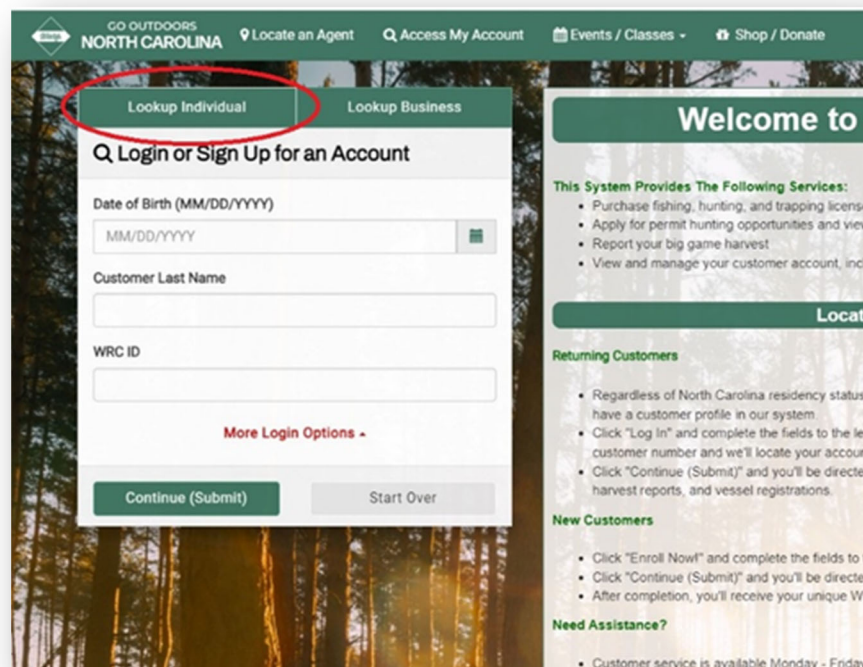
Example of a CWDMAP tag (Chronic Wasting Disease tag, antlered/antlerless combo version):

CWD TAGS 2024 	PIN #:		
	Tag #:		
	Name:		
		CWD Antlered or Antlerless Deer Tag 2024/2025 Tag must remain attached until the deer/carass is quartered or received by a processor. Deer with knobs or buttons covered by skin or velvet are not considered visible antlers. Visible antlers are defined as bony structures that protrude through the skin.	

DMAP harvest reporting will now be using the new Go Outdoors Carolina licensing system. This system provides 3 harvest reporting options for hunters to report their DMAP harvests: 1) online reporting (GoOutdoorsNorthCarolina.com), 2) mobile app (available for iOS and Android from your app store), and 3) telephone (800-I-Got-One [800-446-8663]) reporting options. If you experience difficulties using any of these options, you may call our wildlife management office for assistance at 919-707-0050 during normal business hours.

1. Using the online reporting option (desktop version):

Log into your Go Outdoors North Carolina individual customer account.



GO OUTDOORS NORTH CAROLINA

Lookup Individual | Lookup Business

Q Login or Sign Up for an Account

Date of Birth (MM/DD/YYYY)
MM/DD/YYYY

Customer Last Name

WRC ID

More Login Options -

Continue (Submit) | Start Over

Welcome to

This System Provides The Following Services:

- Purchase fishing, hunting, and trapping license
- Apply for permit hunting opportunities and view
- Report your big game harvest
- View and manage your customer account, inclu

Returning Customers

- Regardless of North Carolina residency status, have a customer profile in our system
- Click "Log In" and complete the fields to the left
- Click "Continue (Submit)" and you'll be directed

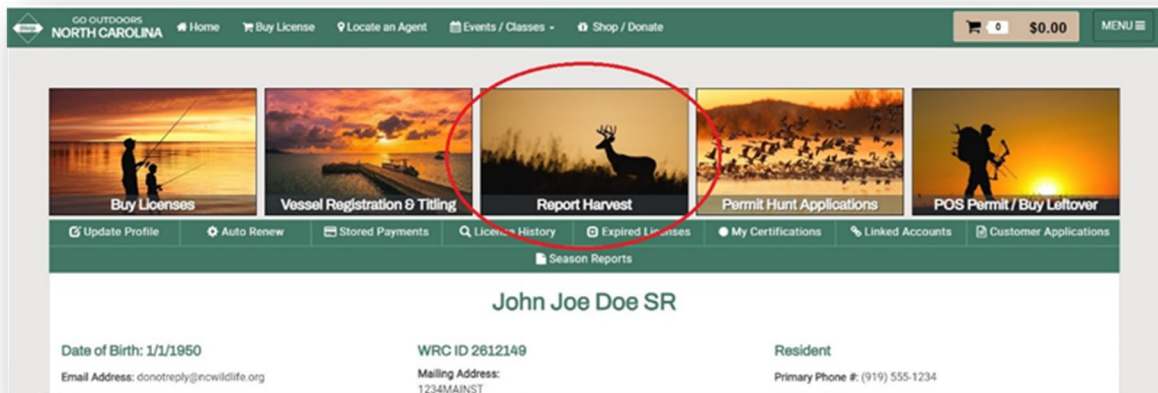
New Customers

- Click "Enroll Now!" and complete the fields to t
- Click "Continue (Submit)" and you'll be directe
- After completion, you'll receive your unique WRF

Need Assistance?

- Customer service is available Monday - Friday,

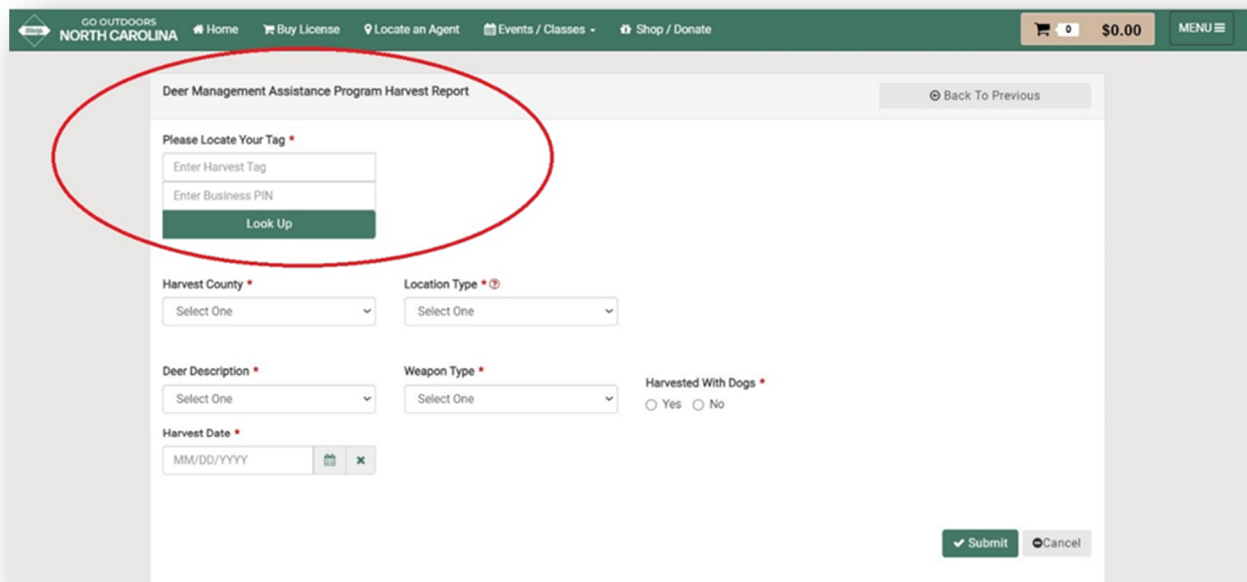
Select the "Report Harvest" option in the top banner.



Locate the "Report a DMAP Tag" row on the "Harvest Reports" page. This will be below your standard big game tags, if you already obtained a Big Game Harvest Report Card. Select "Report Harvest".



You will be required to enter and lookup the "Tag #" and the business "PIN" which is printed on your DMAP tag. Each tag can only be used once. If the tag is successfully found in the system, complete the following harvest questions, then push 'Submit'.



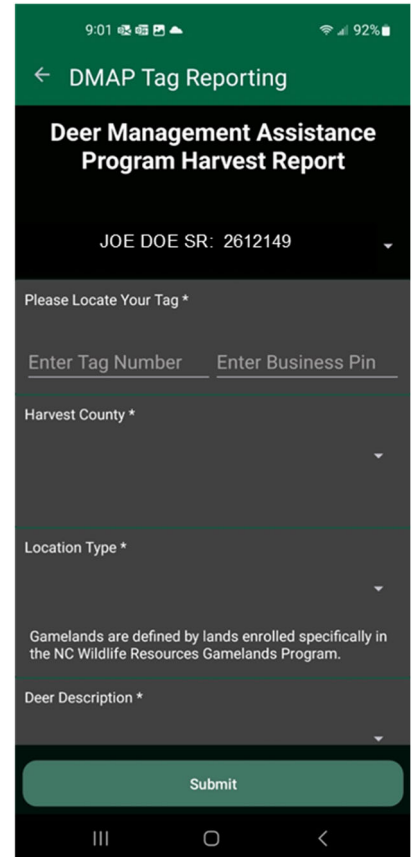
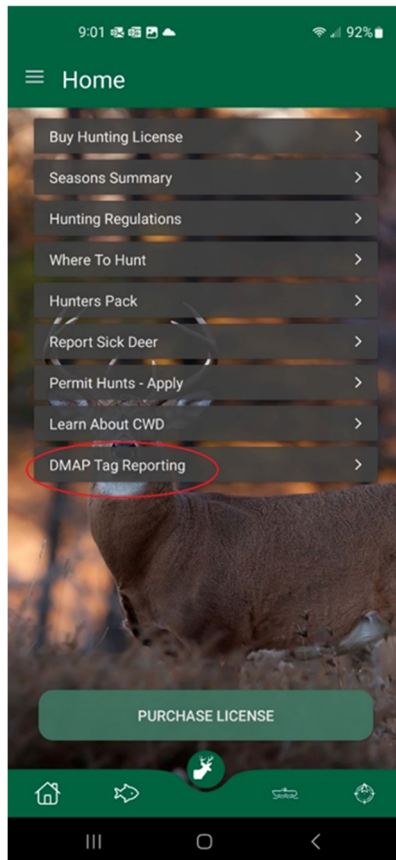
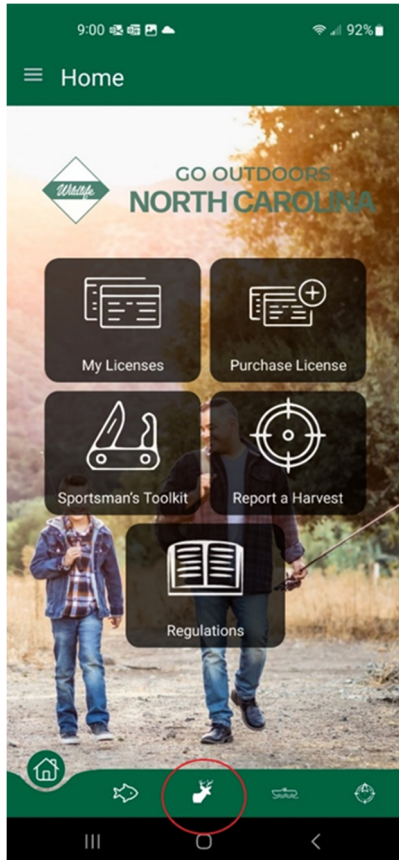
You will receive an Authorization number when you have completed the harvest registration. This number must be retained by the hunter to legally possess their harvest.

As proof of registration, your harvest registration details can be seen on your 'Harvest Reports' page. If applicable, past harvest authorizations can also be found on your Go Outdoors North Carolina mobile app.

2. Using the *Go Outdoors North Carolina* Mobile App reporting option:

Open the 'Go Outdoors North Carolina' app. Select the **Deer Head icon** at the bottom of the screen. Select 'DMAP Tag Reporting'.

You will be required to enter and lookup the "Tag #" and the business "PIN" which is printed on your DMAP tag. Each tag can only be used once. If the tag is successfully found in the system, complete the following harvest questions, then push 'Submit'.



Before the coming hunting season, you will be contacted by a district biologist to review your request. Your application will go into 'Pending' status during this time and show under your "Current Licenses & Permits". You may check on the status of your application by clicking on "Customer Applications" tab located on the Home page.

DMAP packages will be mailed in August. DMAP packages include your final authorization permit, tagging/reporting instructions, and associated deer tags. If you have any further questions, call our wildlife management office for assistance at 919-707-0050 during normal business hours.